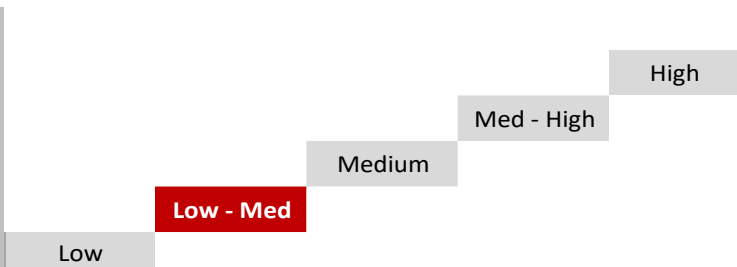


### Fund Objective

The Prime Global Flexible Income Fund has as its primary objective the generation of income, which will be achieved primarily through investment in debt and debt-related securities via listed exchange traded funds. The Fund may also invest from time to time in global currencies, equity-related securities, listed property stocks and collective investment schemes.

### Investor Risk Profile



### Fund Information

CIS Manager	PIM Capital Fund Services
Sub Investment Manager	Collective Capital Ltd (MU)
Domicile	Mauritius
Classification	Global Flexible Bond
Fund Regulator	Financial Services Commission (FSC)
Benchmark	U.S Inflation + 1% p.a.
Inception Date of Fund	17 March 2021
Fund Class	D3
Class Launch Date	17 March 2021
Total Fund Size	\$ 15 052 514
Valuation Time	12 p.m. MUT (daily)
Dealing cut-off	4 p.m. MUT (daily)
Fund Class Code	PGLFID3
ISIN	MU0501S00314
NAV Price (cpu)	95.03
Pensions Fund Act Reg. 28	No
Mandate Compliance	Compliant as at issued date
Issue Date	4 February 2025

### Market Commentary

### Fund Universe

The Fund will predominantly invest its net asset value in debt and debt-related securities issued by corporations and governments in developed as well as emerging markets. The investment universe includes debt securities such as global government bonds, corporate bonds, fixed or floating rate bonds, fixed rate, floating rate and variable rate notes, credit linked notes, convertible bonds, index linked debt securities, debentures, money market instruments, and infrastructure debt. The Fund may invest up to 10% of the Net Asset Value in equity related securities such as preferred stocks, which are listed or traded on recognised exchanges across the globe. The Fund may invest in each of the above asset classes and fixed income segments indirectly through collective investment schemes (CIS), and exchange traded funds (ETF). The Fund may only utilise derivative instruments for efficient portfolio management purposes.

### Investment Strategy

To achieve the investment objective noted above, the fund shall invest in a well diversified portfolio of income bearing instruments across geographic regions. The portfolio construction methodology is based on a core-satellite approach thereby seeking to achieve an optimal risk controlled solution while aiming at outperformance in the short to medium term. The fund has a capital preservation focus, with a flexible asset allocation strategy that seeks to minimise drawdown risk. The manager has substantial flexibility, based on the recommendation of the fund sub-advisor, to vary the asset allocation of the fund in such a manner as it deems appropriate and shall not be precluded from continually varying the exposure to income bearing financial instruments across and within geographic regions in order to achieve the stated investment objective of the Fund.

### Who should be investing ?

The Fund is predominantly invested in highly liquid income bearing financial instruments and is suitable for investors with short to medium term stable cash flow requirement. The portfolio is also suitable in a multi manager set up. This portfolio typically targets a return in the region of 2% - 3% above US inflation over the medium to longer term.

### Fund Net Asset Value (NAV) and Units in Issue

Month	January 2025	December 2024	November 2024
Fund Units	15 426 418	15 421 803	15 417 621
Fund NAV	\$ 15 052 514	\$ 14 924 017	\$ 15 227 149
Class NAV	\$ 10 971 869	\$ 10 881 298	\$ 11 105 148

### Total Investment Charges (TIC)

Total Expense Ratio (TER)

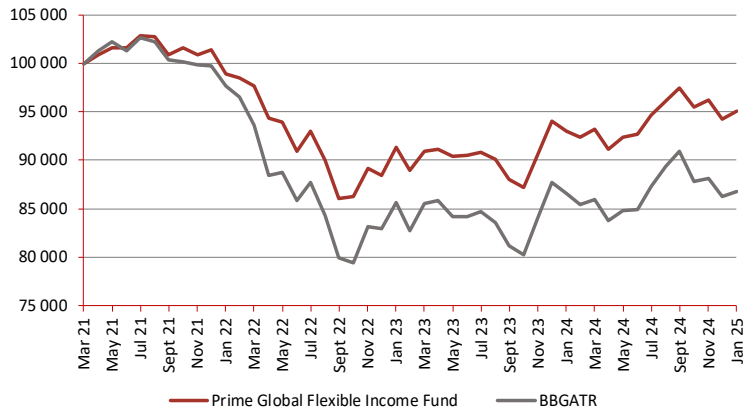
TER: 0.73 %

### Fee Structure (Excluding VAT where applicable)

Administration Fee	0.29 %
Management Fee	0.15 %
Investment Broker Fee	0.00 %
Performance Fee	Not Applicable

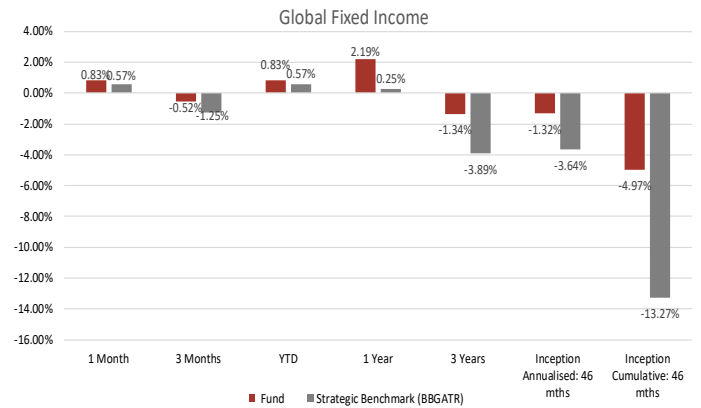
The weighted average cost of the underlying funds ranges from 0.10% to 0.18% per annum depending on fund selection and exposure.

### Growth of a USD 100 000 lump sum invested Since Inception

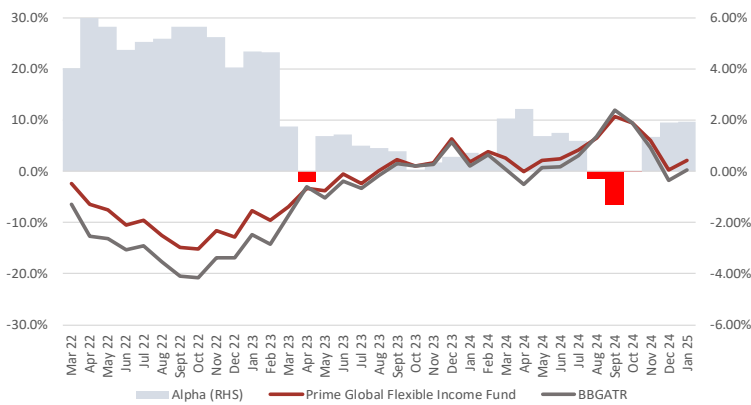


BBGATR: Bloomberg Barclays Global Aggregate Total Return Index

### Periodic Trailing Returns (%)

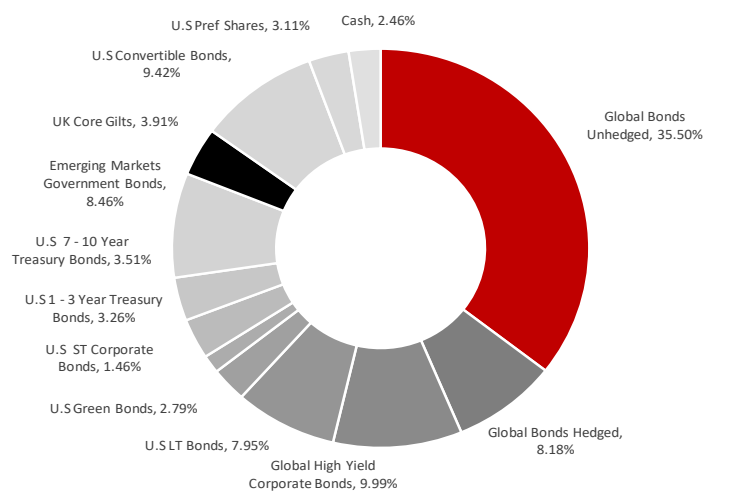


### 12 Months Rolling Returns

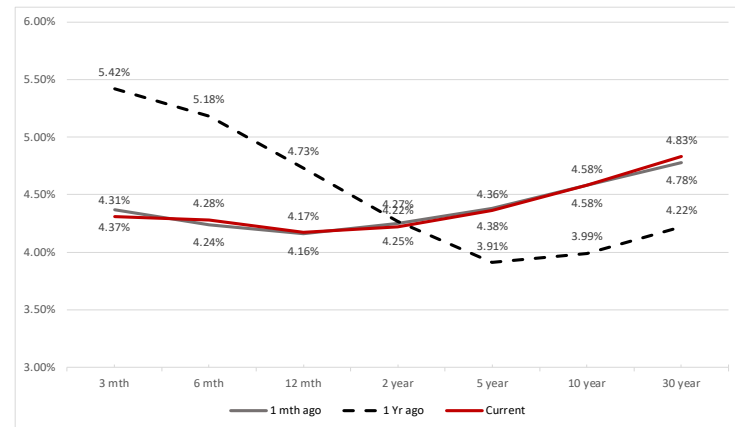


Risk Metrics	Fund	Benchmark
Standard Deviation	6.66%	8.31%
Tracking Error	2.62%	
Information Ratio	0.89	
Correlation	0.97	
Beta	0.77	
Sharpe Ratio	-0.66	-0.79
Downside Deviation	4.14	5.33
Sortino Ratio	-0.81	-0.96
Max (Rolling 12 Mths)	10.69%	11.99%
Min (Rolling 12 Mths)	-15.14%	-20.79%
Alpha	2.32%	

### Asset Allocation



### U. S Yield Curve



## Glossary of Terms

**Total Expense Ratio** is the total costs associated with managing and operating an investment (excluding administration, financial planning and servicing fees). These costs consist primarily of management fees and additional expenses such as trading fees, legal fees, auditor fees and other operational expenses. The total cost of the fund is divided by the fund's total assets under management to arrive at a percentage amount, which represents the TER.

**Volatility** is a statistical measure of the dispersion of returns for a given security, portfolio of securities, or market index.

**Tracking error** is a measure of the risk in an investment portfolio that is due to active management decisions made by the portfolio manager; it indicates how closely a portfolio follows the index to which it is benchmarked.

**Information ratio**, is a measure of the risk-adjusted return of a portfolio. In this case, it measures the active return of the manager's portfolio divided by the amount of risk that the manager takes relative to the benchmark.

**Sharpe Ratio** is a measure for calculating risk-adjusted return. It is the average return earned in excess of the risk-free rate per unit of total risk. The greater a portfolio's Sharpe ratio, the better its risk-adjusted performance has been (i.e. a higher return with a contained risk profile, where the portfolio manager is not taking excessive risk to achieve those returns).

**Beta** is a measure of the volatility, or systematic risk, of a security or a portfolio in comparison to the market as a whole.

**Alpha** is a measure of the active return on an investment. It represents the excess returns of a fund relative to the return of a suitable benchmark.

**Default Risk** The Fund's fixed income and cash investments have the risk that a borrower will not honour its obligations and this will result in losses for the investor. The worse the credit quality, the greater the risk of default and therefore investment loss.

**Currency Risk / Foreign Exchange Risk** This risk is associated with investments that are denominated in foreign currencies. When the foreign currencies fluctuate against the USD, the investments face currency gains or losses.

**Concentration Risk** CIS investment vehicle pools the assets of many investors and use the proceeds to buy a portfolio of securities. There are regulations in place which limit the amount that a CIS may invest in securities, thereby spreading the risk across securities, asset classes and companies.

**Liquidity Risk** This relates to the ability of the CIS to trade out of a security held in the portfolio at or near to its fair value. This may impact on liquidity and in the case of foreign securities, the repatriation of funds.



**Inflation Risk** The risk of potential loss in the purchasing power of your investment due to a general increase of consumer prices.

**Political Risk** The risk that investment returns could suffer as a result of a country's political changes or instability in the country. Instability could come from changes in the country's government, policy makers or military.



**Tax Risk** This risk relates to any change to tax laws or to the interpretation of existing tax laws which has an impact on the manner in which unit trusts are taxed.

**Compliance Risk** This refers to the risk of not complying with the legislation, regulations, prescribed investment limits and internal policies and procedures by the manager or the portfolio manager.

**CIS Manager : PIM Capital Fund Services**

 +230 460 8538  <a href="mailto:Prime.Admin@pimcapital.mu">Prime.Admin@pimcapital.mu</a>	<b>Registered Address</b> C/o GlobalServe Management Ltd, Ground Floor, Ebene House 33 Hotel Ave, Cybercity, Ebene, 72201, Mauritius	<b>Business Address</b> F14, First Floor, Palm Square Building La Mivoie, Tamarin Mauritius
---	--	--

**Sub Investment Manager: Collective Capital Ltd (MU)**

 + (230) 403 2500  + (230) 403 2501	2nd Floor, The AXIS, 26 Bank Street Cybercity Ebene 72201 Mauritius	Reg No. 145799 C1/GBL
--	---	-----------------------

**Delegated Services**

<b>Trustee / Custodian</b> Peresec International Limited +44 (0) 1481 743412 First Floor, Albert House, South Esplanade, St Peter Port, Guernsey, GY1 1AJ	<b>Auditors</b> Moore (Mauritius) +230 211 6535 6th Floor, Newton Tower, Sir William Newton Street, Port Louis, Mauritius
---	---

**Disclaimer**

This Fact Sheet does not constitute an offer or solicitation in any jurisdiction in which such an offer or solicitation is not authorised or to any person to whom it is unlawful to make such an offer or solicitation. This Fact Sheet is provided for informational purposes only and does not constitute investment, legal, tax or other advice or any recommendation to buy or sell the securities herein mentioned. Prospective investors should seek appropriate professional advice before making any investment decision. Investors in the Fund are not protected by any statutory compensation arrangements in Mauritius in the event of the fund's failure. The Mauritius Financial Services Commission does not vouch for the financial soundness of the fund or for the correctness of any statements made or opinions expressed with regard to it. In certain circumstances a participant's right to redeem his shares may be suspended. The price of shares, and the income from them (if the collective investment scheme pays a dividend), may decrease or increase. Collective Investment Schemes (CIS's) are generally medium to long term investments.. Past performance is not necessarily an indication of future performance. A schedule of fees, charges, maxi-mum commissions, and a detailed description of performance fee calculation and application is available on request. Excessive withdrawals from the fund may place the fund under liquidity pressure and in such circumstances, a process of ring-fencing withdrawal instructions and managed pay-outs may be followed. Commission and incentives may be paid and if so, will be included in overall costs. Actual investment performance will differ based on the initial fees applicable, the actual investment date and the date of reinvestment of income. Dealing prices are calculated on a net asset value and auditor's fees, bank charges and trustee fees are levied against the portfolios. Performance is calculated for the fund as well as that the individual investor. Income distributions are included in the performance calculations. Performance numbers and graphs are sourced from Global Investment Reporting (Pty) Ltd. NAV to NAV figures have been used. Performance may differ as a result of initial fees, the actual investment date, the date of reinvestment. The investment performance is for illustrative purposes only. The investment performance is calculated after taking the actual initial fees and all ongoing fees into account. The reinvestment of income is calculated on the actual amount distributed per participatory interest by using the ex-dividend date NAV price of the applicable class of the portfolio, irrespective of the actual reinvestment date.

Mandatory cost disclosure as per the regulator : \$ 3 750.00 recoverable in the first year from launch date (refer to prospectus). \$6 750 p.a Audit Fee. \$600.00 p.a Annual FSC fee.