

# Renaissance Global Equity Fund (USD)

As of 30/09/2024

## OBJECTIVE

The Fund may invest in a broad range of asset classes, including global equities, alternatives, commodities, corporate and government bonds, money market instruments, cash and near cash. The flexible asset allocation model will, however, mean that some of the aforementioned asset classes may not exist in the portfolio at all times.

The Fund may invest in exchange traded funds or other types of investment funds instead of investing directly in the underlying asset class ("Underlying Funds"). The Fund may invest in forward foreign currency exchange contracts and other derivatives (such as futures and options) for efficient portfolio management and for investment purposes.

The Fund may also invest in structured notes issued by high quality credit institutions.

## STRATEGY

The Fund may invest in a broad range of asset classes, including global equities, alternatives, commodities, corporate and government bonds, money market instruments, cash and near cash. The flexible asset allocation model will, however, mean that some of the aforementioned asset classes may not exist in the portfolio at all times.

The Fund may invest in exchange traded funds or other types of investment funds instead of investing directly in the underlying asset class ("Underlying Funds"). The Fund may invest in forward foreign currency exchange contracts and other derivatives (such as futures and options) for efficient portfolio management and for investment purposes.

The Fund may also invest in structured notes issued by high quality credit institutions.

## RESTRICTIONS

- the Fund may not take, or seek to take, legal or management control of the issuers of underlying investments
- the Fund will adhere to the general principle of risk spreading; and
- the Fund may hold up to 50% of its Net Asset Value in any single investment.

## CUMULATIVE PERFORMANCE

	3 Months	YTD	1 Year	3 Years	5 Years
Fund	3.7	7.6	14.5	4.3	21.3
SOFR+2%**	1.8	5.7	7.6	18.4	25.0
5% Annual	1.2	3.7	5.0	15.8	27.6

## INVESTMENT GROWTH



Past performance is not a reliable indicator of future results. The portfolio's share prices fluctuate and are not guaranteed. Returns may decrease or increase as a result of currency fluctuations. When making an investment in the portfolio, an investor's capital is at risk. See disclaimer and disclosures for important information regarding this Minimum Disclosure Document.

Prime Investments ICC Limited (registration number 68399) together with the Cells are authorised by the Commission as an authorised, open-ended collective investment scheme of Class B pursuant to the 1987 Law and the Rules.


\*\*SOFR+2% Benchmark changed from LIBOR+2% as of January 2022.

## FUND FACTS

Investment Manager	Renaissance Wealth Management (UK) Ltd
Legal Structure	Incorporated Cell Company
Domicile	Guernsey
Regulator	Guernsey Financial Services Commission
Fund Manager	PIM Capital Fund Services
Custodian	Peresec International Ltd
Administrator	JTC Fund Solutions (GU) Ltd
Benchmark	Higher of 5% and SOFR+2%
ISIN	GG00BD3Z9942
Min Investment	US\$7 500 (or currency equivalent)
Min Additional Inv	US\$500 (or currency equivalent)
Pricing Frequency	Daily
Settlement	Subscriptions (2 days), Redemptions (5 days)
Inception Date	11/05/2016
Valuation Time	22h00 (SA Time)
Dealing Cut-Off Time	14h00 (SA Time)
Unit Price	1.296
Fund Size	\$ 76 288 897
Fund Size Date	02/10/2024
Risk Profile	Moderate
Service Fee	0.625% p.a.

## RISK PROFILE

Typically lower rewards, lower risk Typically higher rewards, higher risk



## HISTORICAL RISK

Std Dev	9.0
Beta	0.5
Sharpe Ratio	0.1
Max Drawdown	-18.1

## TOP FUND HOLDINGS

Portfolio Date: 31/08/2024

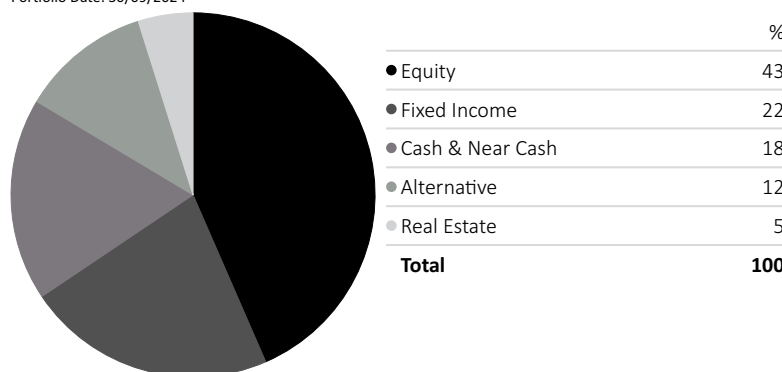
	Weight %
Rubrics Enhanced Yield D USD Acc	18.7
MI Thornbridge Global Opps C USD Acc	17.7
T. Rowe Price Glb Foc Gr Eq I USD	6.2
Stonehage Flmg GlbBest IdeasEq B USD Acc	5.8
Prescient China Equity C USD Acc	5.8
Catalyst Alpha Global Real Estate Fund	4.9
DIGITAL FRONTIER (USD) SP	4.8
Goehring & Rozencwajg Res Fdr USD Acc	4.6

# Renaissance Global Equity Fund (USD)

As of 30/09/2024

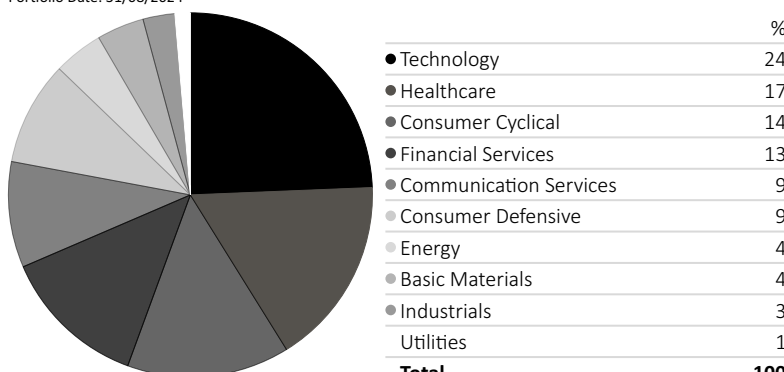
## ASSET ALLOCATION

Portfolio Date: 30/09/2024



## SECTOR ALLOCATION

Portfolio Date: 31/08/2024



## MONTHLY RETURNS

	Jan	Feb	Mar	Apr	May	Jun	Jul	Aug	Sep	Oct	Nov	Dec	Year
2024	-1.1	2.0	3.2	-1.5	1.3	-0.2	0.5	0.5	2.6				7.6
2023	6.0	-2.6	0.8	0.3	-1.3	1.6	3.3	-2.3	-3.0	-2.2	5.3	3.3	8.9
2022	-2.9	-1.1	0.2	-4.0	-0.5	-5.1	2.2	-1.6	-6.5	2.0	4.2	-0.2	-13.1
2021	2.5	0.4	0.9	2.9	2.6	-0.6	-0.4	0.7	-1.5	1.5	-0.7	1.6	10.3
2020	-1.0	-4.2	-9.9	5.2	1.6	2.0	4.1	1.6	-2.4	-1.5	6.4	2.9	3.7
2019	4.1	1.5	0.5	0.9	-2.2	2.5	0.7	-1.2	0.3	1.3	0.7	2.0	11.6
2018	2.6	-2.3	-1.2	0.3	0.6	0.3	0.6	-0.4	0.2	-3.2	-0.8	-2.4	-5.6
2017	2.5	0.1	0.2	1.1	0.8	0.0	1.5	0.2	0.5	1.0	1.5	1.2	11.0
2016	—	—	—	—	—	-5.7	-1.4	1.6	1.3	-5.1	1.3	-0.2	—

## TOP HOLDINGS (LOOKTHROUGH)

Weight %	
Catalyst Alpha Global Real Estate Fund	4.9
DIGITAL FRONTIER (USD) SP	4.8
Goehring & Rozencwajg Res Fdr USD Acc	4.6
Gold	2.1
United States Treasury Notes 3.375%	2.1

## FEES

Admin & Custody Fee	0.125% p.a.
Management Fee	0.40% p.a.
Distribution Fee	0.10% p.a.
<b>Service Fee</b>	<b>0.625% p.a.</b>

## HISTORICAL FEES

Total Expense Ratio (TER)	1.69%
---------------------------	-------

## CONTACT DETAILS

### DISTRIBUTOR AND INVESTMENT MANAGER: RENAISSANCE WEALTH MANAGEMENT UK LTD

Address: The Clubhouse, 8 St. James's Square, St. James's, London, SW1Y 4JU  
 Email: andreas@ukrwm.co.uk  
 Telephone: +44(0) 7503 915513

### FUND MANAGER: PIM CAPITAL FUND SERVICES

Registered Address: C/o GlobalServe Management Ltd, Ground Floor, Ebene House, 33 Hotel Ave, Cybercity, Ebene, 72201, Mauritius  
 Business Address: F14, First Floor, Palm Square Building, La Mivoie, Tamarin, Mauritius  
 Email: PrimeICC.Admin@jtcgroup.com  
 Telephone: +230 460 8538

### CUSTODIAN: PERESEC INTERNATIONAL LTD

Address: Suite A3, Hirzel Court, Hirzel Street, St Peter Port, Guernsey, GY12NN  
 Telephone: +44 (0) 1481 743412

### ADMIN: JTC FUND SOLUTIONS LTD

Address: Ground Floor, Dorey Court, Admiral Park, St Peter Port, Guernsey, GY1 2HT  
 Email: primeicc.dealing@jtcgroup.com  
 Telephone: +44 (0) 1481 702 400

### AUDITOR: GRANT THORNTON CHANNEL ISLANDS

Address: Lefebvre House, Lefebvre Street, St Peter Port, Guernsey, GY1 3TF  
 Telephone: +44 (0) 1481 753400

# Renaissance Global Equity Fund (USD)

As of 30/09/2024

## GLOSSARY

**Equities** represent a shareholders' stake in the company as identified on a company's balance sheet. It is the residual value to the owner after deducting a company's liabilities from the total assets.

**Bonds** are fixed-income instrument that represents a loan made by an investor to a borrower (typically corporate or governmental).

**Property:** investment interest in a real estate company (usually listed) directly or through a collective investment scheme.

**Collective Investments** are a group of pooled investment accounts held by a bank or trust company. The financial institution groups assets from individuals and organizations to develop a single larger diversified portfolio available to smaller investors.

**Derivatives** are financial contracts, set between two or more parties, that derive their value from an underlying asset, group of assets or benchmark.

**Money Market** Instruments represent a short-term loan between banks and other financial institutions.

**Volatility** is a statistical measure of the dispersion of returns for a given security or market index. In most cases, the higher the volatility, the riskier the security. Volatility is usually expressed by calculating the standard deviation of the security in question.

**Maximum Drawdown** is the maximum loss from a peak to a trough of a portfolio, before a new peak is attained.

**Total Expense Ratio** is the global standard used to measure the impact that the deduction of management and operating costs have on a fund's value. It gives you an indication of the effects these costs have on the future growth of your investment portfolio. A higher TER does not necessarily imply a poor return, nor does a low TER imply a good return. Also, the current TER may not necessarily be an accurate indication of future TERs.

## DISCLAIMER

Collective investments are generally medium to long term investments. The value of shares may go down as well as up, and past performance is not necessarily a guide to the future. Investment in the Fund entails risks which are detailed in the Supplement.

Fund share prices per class are calculated on a net asset value basis, which is the total value of all assets in the portfolio attributable to a share class including any income accruals and less any permissible deductions (such as brokerage, taxation, auditor's fees, bank charges, trustee and custodian fees and the annual management fee) from the portfolio, divided by the number of Fund shares of the class in issue. Portfolio performance is calculated on a NAV to NAV basis. No dividends will be paid. All income received will be reinvested. Collective investments are traded at ruling prices. Commission and incentives may be paid and, if so, would be included in the overall costs. All performance is calculated Total Return, Net of all fees and commissions and in US dollar terms. Forward pricing is used. Up to date Fund prices per share are available on [www.morningstar.co.za](http://www.morningstar.co.za) or upon request from the Manager or Administrator.

Annualised returns are period returns re-scaled to a period of 1 year. This allows investors to compare returns of different assets that they have owned for different lengths of time. Actual annual figures are available to investors upon request. Investment performance calculations are available for verification upon request. The performance is calculated for the Fund. The individual investor performance may differ, as a result of various factors, including the actual investment date.

The Fund may invest in other collective investments, which levy their own charges. This could result in a higher fee structure for the Fund. Fluctuations in the value of the underlying assets and the income from them and changes in interest rates mean that the value of the Fund and any income arising from it may fall, as well as rise, and is not guaranteed. Deductions of charges and expenses mean that you may not get back the amount you invested. The fees charged within the Fund and by the managers of the underlying funds are not guaranteed and may change in the future.

Notwithstanding ongoing monitoring of the underlying assets within the Fund, there can be no assurance that the performance of the Fund will achieve its stated objectives. The Fund may contain shares or units in underlying funds that do not permit dealing every day. Investments in such funds will only be realisable on their dealing days. It is not possible to assess the proper market price of these investments other than on the fund's dealing days. No borrowing will be undertaken by the Fund save for the purpose of short term liquidity requirements. Borrowings will not exceed 10% of the NAV of the Fund. For such purpose the securities of the Fund may be pledged. No scrip borrowing will be allowed. The Manager has the right to close the Fund to new investors, in order to manage it more efficiently, in accordance with its mandate. Investment in the Fund may not be suitable for all investors. Investors should obtain advice from their financial adviser before proceeding with an investment. Investors are reminded that any forecasts and/or commentary included in this MDD are not guaranteed to occur, and merely reflect the interpretation of the public information and propriety research available to the Investment Manager at a particular point in time.

This Report should be read in conjunction with the Prospectus of Prime Investments ICC Limited and the Fund Supplement, in which all fees and fund facts are disclosed. Copies of these Scheme Particulars, including the Prospectus, Fund Supplement, and the annual accounts of the Scheme, which provide additional information, are available, free of charge, upon request from Prime Investments ICC Ltd, Ground Floor Dorey Court Admiral Park St Peter Port Guernsey GY1 2HT, Telephone +44 1481 702 400, Email [primeicc.dealing@jtcgroup.com](mailto:primeicc.dealing@jtcgroup.com), or from our website [www.pimcapital.mu](http://www.pimcapital.mu). This Report should not be construed as an investment advertisement, or investment advice or guidance or a proposal or recommendation in any form whatsoever, whether relating to the Fund or its underlying investments. It is for information purposes only and has been prepared and is made available for the benefit of the investors in the Fund. A schedule of fees and charges, maximum commissions and a schedule of similarities and differences is available on request from the manager

Whilst all care has been taken by the Investment Manager in the preparation of the information contained in this Report, neither the Manager nor Investment Manager make any representations or give any warranties as to the correctness, accuracy or completeness of the information, nor does either the Manager or Investment Manager assume liability or responsibility for any losses arising from errors or omissions in the information.

Prime Investments ICC Ltd is an incorporated cell company governed by the provisions of the Companies (Guernsey) Law 2008. It is an incorporated cell company registered with limited liability in Guernsey on 12 November 2020 with registration number 68399. Renaissance Global Best Ideas Fund IC Ltd is a registered incorporated cell of Prime Investments ICC Limited, with registration number 46312. Renaissance Wealth Management (UK) Ltd is the Investment Manager, with its registered office at The Clubhouse, 8 St. James's Square, St. James's, London, SW1Y 4JU. Persec International Limited (Persec) is the custodian and is a regulated entity in Guernsey with its registered office at Suite A3 Hirzel Court, Hirzel Street, St Peter Port, Guernsey, GY1 2NN.

PIM Capital Fund Services retains full legal responsibility for the Fund.

Neither PIM Capital Fund Services, nor Renaissance Wealth Management (UK) Ltd, provides any guarantee, either with respect to the capital or the return of the Fund.

This Report may not be circulated or copied where it may constitute an infringement of any local laws or regulations. This Report is for the sole use of the intended recipient and may not be reproduced or circulated without the prior written approval of the Manager.