

Renaissance Global Flexible Fund (USD)

As of 30/11/2024

OBJECTIVE

A multi asset fund that invests predominantly in equities and equity focused collective investment schemes with an emphasis on capital growth. The Fund may also invest into a range of other growth asset classes and derivative instruments, hence some degree of volatility is to be expected. The Fund aims for a return in excess of the Morningstar EAA OE USD Aggressive Allocation fund category over the medium to long term (3 to 5 years).

STRATEGY

The Fund intends to achieve its investment objective by investing primarily in participatory interests of underlying portfolios of collective investment schemes, or other similar schemes, that primarily provide exposure to equity investments and other growth asset classes across all market sectors (each an "Underlying Fund").

The Fund may also invest in a broad range of asset classes, including global equities, exchange traded funds, alternatives, property, commodities, corporate and government bonds, money market instruments, cash and near cash. The flexible asset allocation model will, however, mean that some of the aforementioned asset classes may not exist in the portfolio at all times.

The Fund may invest in forward foreign currency exchange contracts and other derivatives (such as futures and options) for efficient portfolio management and for investment purposes.

The Fund may also invest in structured notes issued by high quality credit institutions.

RESTRICTIONS

- the Fund may not take, or seek to take, legal or management control of the issuers of underlying investments
- the Fund will adhere to the general principle of risk spreading; and
- the Fund may hold up to 50% of its Net Asset Value in any single investment

CUMULATIVE PERFORMANCE

| | 3 Months | YTD | 1 Year | 3 Years | 5 Years |
|-----------|----------|------|--------|---------|---------|
| Fund | 4.6 | 10.3 | 13.9 | 13.7 | 47.5 |
| Benchmark | 2.4 | 12.2 | 16.9 | 9.8 | 34.5 |

INVESTMENT GROWTH



Past performance is not a reliable indicator of future results. The portfolio's share prices fluctuate and are not guaranteed. Returns may decrease or increase as a result of currency fluctuations. When making an investment in the portfolio, an investor's capital is at risk. See disclaimer and disclosures for important information regarding this Minimum Disclosure Document.


Prime Investments ICC Limited (registration number 68399) together with the Cells are authorised by the Commission as an authorised, open-ended collective investment scheme of Class B pursuant to the 1987 Law and the Rules.

FUND FACTS

| | |
|----------------------|--|
| Investment Manager | Renaissance Wealth Management (UK) Ltd |
| Legal Structure | Incorporated Cell Company |
| Domicile | Guernsey |
| Regulator | Guernsey Financial Services Commission |
| Fund Manager | PIM Capital Fund Services |
| Custodian | Peresec International Ltd |
| Administrator | JTC Fund Solutions (GU) Ltd |
| Benchmark | Morningstar EAA OE USD Aggressive Ave |
| ISIN | GG00BD8QY755 |
| Min Investment | US\$7 500 (or currency equivalent) |
| Min Additional Inv | US\$500 (or currency equivalent) |
| Pricing Frequency | Daily |
| Settlement | Subscriptions (2 days), Redemptions (5 days) |
| Inception Date | 28/03/2018 |
| Valuation Time | 22h00 (SA Time) |
| Dealing Cut-Off Time | 14h00 (SA Time) |
| Unit Price | 1.454 |
| Fund Size | \$ 25 963 174 |
| Fund Size Date | 02/12/2024 |
| Risk Profile | High |
| Service Fee | 1.175% p.a. |

RISK PROFILE

Typically lower rewards, lower risk Typically higher rewards, higher risk



HISTORICAL RISK

| | |
|--------------|-------|
| Std Dev | 16.3 |
| Beta | 0.9 |
| Sharpe Ratio | 0.2 |
| Max Drawdown | -26.5 |

TOP FUND HOLDINGS

Portfolio Date: 31/10/2024

| | Weight % |
|--|----------|
| MI Thornbridge Global Opps C USD Acc | 25.6 |
| T. Rowe Price Glb Foc Gr Eq I USD | 19.6 |
| Goehring & Rozencwajg Res Fdr USD Acc | 14.6 |
| Prescient China Equity C USD Acc | 7.5 |
| DIGITAL FRONTIER (USD) SP | 5.8 |
| KraneShares CSI China Internet ETF | 5.7 |
| Catalyst Alpha Global Real Estate Fund | 5.1 |
| iShares 20+ Year Treasury Bond ETF | 3.1 |


Renaissance Global Flexible Fund (USD)

As of 30/11/2024

Renaissance
Wealth Management

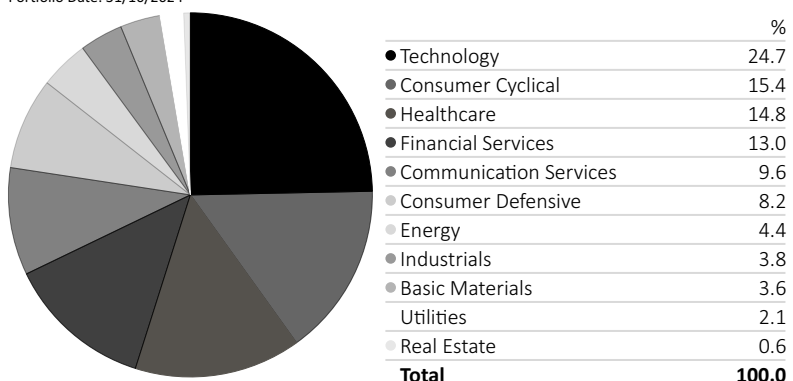
ASSET ALLOCATION

Portfolio Date: 30/11/2024



SECTOR ALLOCATION

Portfolio Date: 31/10/2024



MONTHLY RETURNS

| | Jan | Feb | Mar | Apr | May | Jun | Jul | Aug | Sep | Oct | Nov | Dec | Year |
|------|-------|-------|--------|-------|-------|-------|-------|-------|--------|-------|-------|-------|--------|
| 2024 | -1.33 | 3.55 | 3.94 | -0.89 | 1.88 | -1.05 | -0.83 | 0.18 | 4.56 | -1.46 | 1.54 | | 10.30 |
| 2023 | 9.27 | -3.12 | 0.90 | 0.59 | -2.42 | 3.87 | 6.25 | -3.54 | -3.49 | -3.59 | 7.00 | 3.27 | 14.76 |
| 2022 | -1.64 | -2.81 | -1.14 | -4.73 | 1.79 | -8.27 | 3.89 | -2.06 | -10.59 | 5.60 | 9.34 | 0.17 | -11.56 |
| 2021 | 6.20 | 1.74 | 2.71 | 3.61 | 3.45 | -0.68 | -1.08 | 1.00 | -1.79 | 2.03 | -1.06 | 1.56 | 18.86 |
| 2020 | -3.68 | -8.71 | -15.11 | 9.13 | 2.60 | 3.13 | 5.02 | 4.38 | -3.12 | -1.72 | 14.39 | 3.74 | 6.75 |
| 2019 | 8.02 | 3.78 | -0.02 | 2.31 | -6.73 | 4.20 | 1.01 | -5.38 | 1.06 | 2.77 | 1.93 | 3.82 | 17.09 |
| 2018 | — | — | — | 0.66 | 0.80 | 1.04 | 1.40 | -1.32 | 0.97 | -7.08 | -2.02 | -7.35 | — |

TOP HOLDINGS (LOOKTHROUGH)

| | Weight % |
|--|----------|
| Goehring & Rozencwajg Res Fdr USD Acc | 14.6 |
| DIGITAL FRONTIER (USD) SP | 5.8 |
| Catalyst Alpha Global Real Estate Fund | 5.1 |
| Microsoft Corp | 2.1 |
| Broadcom Inc | 1.2 |

FEES

| | |
|---------------------|--------------------|
| Admin & Custody Fee | 0.125% p.a. |
| Management Fee | 0.85% p.a. |
| Distribution Fee | 0.20% p.a. |
| Service Fee | 1.175% p.a. |

HISTORICAL FEES

| | |
|---------------------------|-------|
| Total Expense Ratio (TER) | 2.57% |
|---------------------------|-------|

CONTACT DETAILS

DISTRIBUTOR AND INVESTMENT MANAGER: RENAISSANCE WEALTH MANAGEMENT UK LTD

Address: The Clubhouse, 8 St. James's Square, St. James's, London, SW1Y 4JU
 Email: andreas@ukrwm.co.uk
 Telephone: +44(0) 7503 915513

FUND MANAGER: PIM CAPITAL FUND SERVICES

Registered Address: C/o GlobalServe Management Ltd, Ground Floor, Ebene House, 33 Hotel Ave, Cybercity, Ebene, 72201, Mauritius
 Business Address: F14, First Floor, Palm Square Building, La Mivoie, Tamarin, Mauritius
 Email: PrimeICC.Admin@jtcgroup.com
 Telephone: +230 460 8538

CUSTODIAN: PERESEC INTERNATIONAL LTD

Address: Suite A3, Hirzel Court, Hirzel Street, St Peter Port, Guernsey, GY12NN
 Telephone: +44 (0) 1481 743412

ADMIN: JTC FUND SOLUTIONS LTD

Address: Ground Floor, Dorey Court, Admiral Park, St Peter Port, Guernsey, GY1 2HT
 Email: primeicc.dealing@jtcgroup.com
 Telephone: +44 (0) 1481 702 400

AUDITOR: GRANT THORNTON CHANNEL ISLANDS

Address: Lefebvre House, Lefebvre Street, St Peter Port, Guernsey, GY1 3TF
 Telephone: +44 (0) 1481 753400

Renaissance Global Flexible Fund (USD)

As of 30/11/2024



GLOSSARY

Equities represent a shareholders' stake in the company as identified on a company's balance sheet. It is the residual value to the owner after deducting a company's liabilities from the total assets.

Bonds are fixed-income instrument that represents a loan made by an investor to a borrower (typically corporate or governmental).

Property: investment interest in a real estate company (usually listed) directly or through a collective investment scheme.

Collective Investments are a group of pooled investment accounts held by a bank or trust company. The financial institution groups assets from individuals and organizations to develop a single larger diversified portfolio available to smaller investors.

Derivatives are financial contracts, set between two or more parties, that derive their value from an underlying asset, group of assets or benchmark.

Money Market Instruments represent a short-term loan between banks and other financial institutions.

Volatility is a statistical measure of the dispersion of returns for a given security or market index. In most cases, the higher the volatility, the riskier the security. Volatility is usually expressed by calculating the standard deviation of the security in question.

Maximum Drawdown is the maximum loss from a peak to a trough of a portfolio, before a new peak is attained.

Total Expense Ratio is the global standard used to measure the impact that the deduction of management and operating costs have on a fund's value. It gives you an indication of the effects these costs have on the future growth of your investment portfolio. A higher TER does not necessarily imply a poor return, nor does a low TER imply a good return. Also, the current TER may not necessarily be an accurate indication of future TERs.

DISCLAIMER

Collective investments are generally medium to long term investments. The value of shares may go down as well as up, and past performance is not necessarily a guide to the future. Investment in the Fund entails risks which are detailed in the Supplement.

Fund share prices per class are calculated on a net asset value basis, which is the total value of all assets in the portfolio attributable to a share class including any income accruals and less any permissible deductions (such as brokerage, taxation, auditor's fees, bank charges, trustee and custodian fees and the annual management fee) from the portfolio, divided by the number of Fund shares of the class in issue. Portfolio performance is calculated on a NAV to NAV basis. No dividends will be paid. All income received will be reinvested. Collective investments are traded at ruling prices. Commission and incentives may be paid and, if so, would be included in the overall costs. All performance is calculated Total Return, Net of all fees and commissions and in US dollar terms. Forward pricing is used. Up to date Fund prices per share are available on www.morningstar.co.za or upon request from the Manager or Administrator.

Annualised returns are period returns re-scaled to a period of 1 year. This allows investors to compare returns of different assets that they have owned for different lengths of time. Actual annual figures are available to investors upon request. Investment performance calculations are available for verification upon request. The performance is calculated for the Fund. The individual investor performance may differ, as a result of various factors, including the actual investment date.

The Fund may invest in other collective investments, which levy their own charges. This could result in a higher fee structure for the Fund. Fluctuations in the value of the underlying assets and the income from them and changes in interest rates mean that the value of the Fund and any income arising from it may fall, as well as rise, and is not guaranteed. Deductions of charges and expenses mean that you may not get back the amount you invested. The fees charged within the Fund and by the managers of the underlying funds are not guaranteed and may change in the future.

Notwithstanding ongoing monitoring of the underlying assets within the Fund, there can be no assurance that the performance of the Fund will achieve its stated objectives. The Fund may contain shares or units in underlying funds that do not permit dealing every day. Investments in such funds will only be realisable on their dealing days. It is not possible to assess the proper market price of these investments other than on the fund's dealing days. No borrowing will be undertaken by the Fund save for the purpose of short term liquidity requirements. Borrowings will not exceed 10% of the NAV of the Fund. For such purpose the securities of the Fund may be pledged. No scrip borrowing will be allowed. The Manager has the right to close the Fund to new investors, in order to manage it more efficiently, in accordance with its mandate. Investment in the Fund may not be suitable for all investors. Investors should obtain advice from their financial adviser before proceeding with an investment. Investors are reminded that any forecasts and/or commentary included in this MDD are not guaranteed to occur, and merely reflect the interpretation of the public information and propriety research available to the Investment Manager at a particular point in time.

This Report should be read in conjunction with the Prospectus of Prime Investments ICC Limited and the Fund Supplement, in which all fees and fund facts are disclosed. Copies of these Scheme Particulars, including the Prospectus, Fund Supplement, and the annual accounts of the Scheme, which provide additional information, are available, free of charge, upon request from Prime Investments ICC Ltd, Ground Floor Dorey Court Admiral Park St Peter Port Guernsey GY1 2HT, Telephone +44 1481 702 400, Email primeicc.dealing@jtcgroup.com, or from our website www.pimcapital.mu. This Report should not be construed as an investment advertisement, or investment advice or guidance or a proposal or recommendation in any form whatsoever, whether relating to the Fund or its underlying investments. It is for information purposes only and has been prepared and is made available for the benefit of the investors in the Fund. A schedule of fees and charges, maximum commissions and a schedule of similarities and differences is available on request from the manager

Whilst all care has been taken by the Investment Manager in the preparation of the information contained in this Report, neither the Manager nor Investment Manager make any representations or give any warranties as to the correctness, accuracy or completeness of the information, nor does either the Manager or Investment Manager assume liability or responsibility for any losses arising from errors or omissions in the information.

Prime Investments ICC Ltd is an incorporated cell company governed by the provisions of the Companies (Guernsey) Law 2008. It is an incorporated cell company registered with limited liability in Guernsey on 12 November 2020 with registration number 68399. Renaissance Global Best Ideas Fund IC Ltd is a registered incorporated cell of Prime Investments ICC Limited, with registration number 46312. Renaissance Wealth Management (UK) Ltd is the Investment Manager, with its registered office at The Clubhouse, 8 St. James's Square, St. James's, London, SW1Y 4JU. Persec International Limited (Persec) is the custodian and is a regulated entity in Guernsey with its registered office at Suite A3 Hirzel Court, Hirzel Street, St Peter Port, Guernsey, GY1 2NN.

PIM Capital Fund Services retains full legal responsibility for the Fund.

Neither PIM Capital Fund Services, nor Renaissance Wealth Management (UK) Ltd, provides any guarantee, either with respect to the capital or the return of the Fund.

This Report may not be circulated or copied where it may constitute an infringement of any local laws or regulations. This Report is for the sole use of the intended recipient and may not be reproduced or circulated without the prior written approval of the Manager.